












Tunisian Crochet Symbols

CrochetKim.com

by Kim Guzman

	Typical Closing		Yarn Under
	Chain Closing		Yarn Over
	Simple Stitch		Extended Stitch*
-	Purl Stitch		Extended Stitch 3 Together*
	Reverse Stitch		Double Extended Stitch*
	Knit Stitch		3 Loop Cluster*
	Purled Knit Stitch		5 Loop Cluster*
	Full Stitch		Double Stitch*
	Slipped Stitch		Crossed Stitch*
	Purled Slipped Stitch		Crossed Double Stitch*
	Twisted Stitch*		Extended Cross Stitch*
	Purled Twisted Stitch*		2 Stitches Together*
	Chain Top Loop Stitch		Purled 2 Stitches Together*
	Chain Back Bar Stitch		Double Stitch 2 Together*
	Purled Chain Back Bar Stitch		Extended 2 Stitches Together*
	Extended Full Stitch		2 Double Stitch Cluster*
	Typical Bind Off*		Half Slip Stitch*
requires insertion information			3 Loops in Same Stitch

Visit CrochetKim.com for detailed video and text tutorials